



## T系列螺旋锥齿轮转向箱 T Spiral bevel gear units

### T系列螺旋锥齿轮传动箱概述：

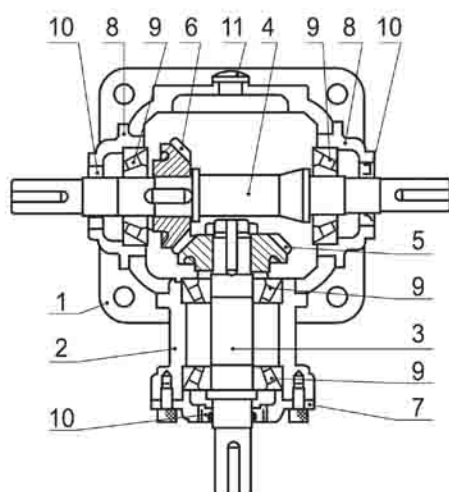
- T系列一级螺旋锥齿轮传动箱，标准化，多品种，速比1:1、1.5:1、2:1、2.5:1、3:1、4:1、5:1全部为实际传动比。平均效率98%。
- 有单轴、双横轴、单纵轴、双纵轴可选。
- 螺旋锥齿轮可以正反运转，低速或高速传动平稳，而且噪声低，振动小，承受力大。
- 当速比不为1:1时，横轴输入、纵轴输出为减速，纵轴输入、横轴输出为增速。

### T series spiral bevel gearbox overview:

- T series spiral bevel gearbox with various types are standardized, all ratios of 1 : 1, 1.5 : 1, 2 : 1, 2.5 : 1, 3 : 1, 4 : 1 and 5 : 1 are actual ones. Average efficiency is 98%.
- There are one input shaft, two input shafts, unilateral output shaft and double side output shaft.
- Spiral bevel gear can rotate in both directions and transmit smoothly, low noise, light vibration, high performance.
- If ratio is not 1:1, if input speed on single-extendalbe shaft, out put speed will be reduced; if input speed on double-exfendable shaft, output speed will be reduced.

### T系列结构图：

### T series structure drawing:



- |         |                                      |
|---------|--------------------------------------|
| 1、机座    | Housing                              |
| 2、横轴座   | Single-extendable shaft bearing seat |
| 3、横轴    | Single-extendable shaft              |
| 4、纵轴    | Double-extendable shaft              |
| 5、横轴锥齿轮 | Spiral bevel gear                    |
| 6、纵轴锥齿轮 | Spiral bevel gear                    |
| 7、端盖    | Bearing seat                         |
| 8、端盖    | Bearing seat                         |
| 9、轴承    | Bearing                              |
| 10、油封   | Seat                                 |
| 11、油镜   | Oil gauge                            |

### 转向功能：

### Function of rotation:

1 横轴 One single-extendable shaft		2 横轴 2 extendable shafts	
2轴 2-extended shaft	3轴 3-extended shaft	3轴 3-extended shaft	4轴 4-extended shaft

说明：当输入轴旋转方向改变，输出轴相应改变。

Specification: Direction of rotation of output shaft varies with that of input shaft.

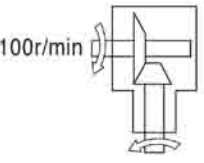


选定输入轴时应注意转速关系:(1:1传动比时无关系)

Please pay attention to speed relationship when selecting input shaft(there is nothing in case of ratio of 1:1):

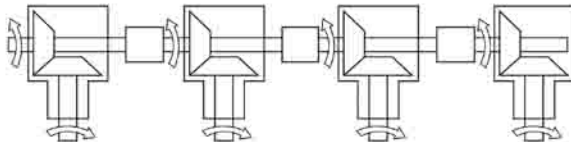
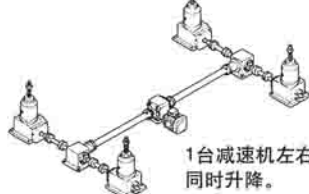
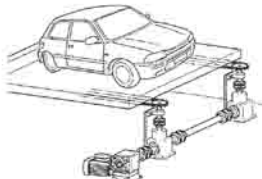
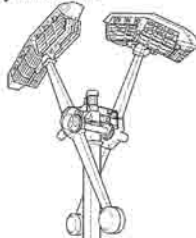
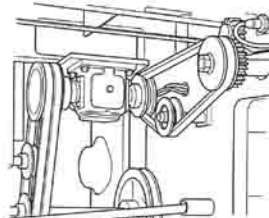
例: 速比为2:1时

Example: when ratio is 2.

[ 减速 Reducing ]	[ 增速 Increasing ]
 <p>当横轴输入100r/min时 纵轴输出50r/min Output speed is 50rpm, when input speed is 100rpm</p>	 <p>当纵轴输入100r/min时 横轴输出200r/min Output speed is 200rpm, when input speed is 100rpm</p>

应用实例:

Application example:

<p>并排传送 Transmission in line</p>  <p>给纵轴连结送力, 使横轴同步运转</p>	<p>升降装置 Elevating system</p>  <p>1台减速机左右输出, 通过转向后同时升降。</p>	
<p>立体车库 Tridimensional car barn</p>  <p>1台减速机驱动左右链轮同步运转。 One reducer drive right and left chain wheel and rotate at the same speed.</p>	<p>游戏机 Play machine</p>  <p>纵横输入, 2横轴相反运转</p>	<p>包装机 Packing machine</p> 

型号表示方法:

T series model illustration:

T6	-	1:1	-	I-LR-0	-	B <sub>3</sub>
机座号 Size of gear units		速比 ratio		轴配置 Shaft arrangement		安装方位 Mounting position
T8	-	2:1	-	I - I - LR	-	B <sub>8</sub>
机座号 Size of gear units		速比 ratio		轴配置 Shaft arrangement		安装方位 Mounting position

T



# T系列螺旋锥齿轮转向箱

## T Spiral bevel gear units

T系列重量表:

T series weight table:

Type	T2	T4	T6	T7	T8	T10	T12	T16	T20	T25
m(kg)	2	10	21	32	49	78	124	188	297	488

T系列Fr(N) 表:

T series Fr(N) table:

i <sub>N</sub>	n <sub>1</sub> (r/min)	T2		T4		T6		T7		T8		T10		T12		T16		T20		T25	
		横轴	纵轴	横轴	纵轴	横轴	纵轴	横轴	纵轴	横轴	纵轴	横轴	纵轴	横轴	纵轴	横轴	纵轴	横轴	纵轴	横轴	纵轴
1:1	1450	265	216	833	951	1911	2450	2450	3136	3234	3381	4165	4508	5096	5586	10633	10976				
	1150	323	235	882	1029	2058	2597	2744	3234	3479	3626	4459	4851	5488	6076	11368	11760	15386	15608		
	870	402	255	960	1127	2205	2842	2989	3381	3773	3969	4851	5292	5880	6566	12446	12740	16660	17150	24794	25480
	580	549	314	1078	1323	2499	3185	3381	3822	4263	4459	5488	5880	6713	7301	14014	14504	18816	19404	28028	28910
	400	637	353	1372	1715	3185	3528	4018	4900	4851	5978	6272	7056	7742	8134	15680	16170	21070	21756	31360	32340
	300	696	392	1519	1960	3430	3528	4410	5537	5243	6958	6713	7987	8232	9065	17150	17640	23422	24108	34300	35280
	200	784	441	1911	1960	3430	3528	5096	6272	7889	8820	8575	9604	9261	10290	19600	19894	25970	26754	38612	39788
	100	980	588	1911	1960	3430	3528	5096	6272	8428	8820	9996	11760	11368	12593	22540	22540	28420	32928	39200	49000
	10	980	588	1911	1960	3430	3528	5096	6272	8428	8820	9996	11760	11858	14504	22540	22540	28420	33320	39200	49000
1.5:1	1450			1078	1960	2548	2842	3430	5390	4361	7987	5194	9212	5978	10486	5978	12152	7693	14602		
	1150			1078	1960	3038	3087	4067	5978	5096	8820	6174	10486	7252	12152	6419	13083	8771	17934	12985	24647
	870			1078	1960	3430	3332	4753	6076	6076	8820	7448	11760	8869	14504	6958	14210	9506	19453	13573	29400
	580			1078	1960	3430	3528	5096	6174	7644	8820	9555	11760	11466	14504	7840	16072	10780	22001	15680	33222
	400			1078	1960	3430	3528	5096	6272	8428	8820	9996	11760	11858	14504	8820	17934	12005	24598	17542	37142
	300			1078	1960	3430	3528	5096	6272	8428	8820	9996	11760	11858	14504	9604	19600	13132	27342	19159	40474
	200			1078	1960	3430	3528	5096	6272	8428	8820	9996	11760	11858	14504	10829	22148	14798	30282	21658	45766
	100			1078	1960	3430	3528	5096	6272	8428	8820	9996	11760	11858	14504	13328	22540	18228	33320	26656	49000
	10			1078	1960	3430	3528	5096	6272	8428	8820	9996	11760	11858	14504	22540	22540	28420	33320	39200	49000
2.5:1	1450			1078	1960	3430	3528	5096	6272	8428	8820	9996	11760	11858	14504	10829	22148	14798	30282	21658	45766
	1150			1078	1960	3430	3528	5096	6272	8428	8820	9996	11760	11858	14504	13328	22540	18228	33320	26656	49000
	870			1078	1960	3430	3528	5096	6272	8428	8820	9996	11760	11858	14504	9604	19600	13132	27342	19159	40474
	580			1078	1960	3430	3528	5096	6272	8428	8820	9996	11760	11858	14504	10829	22148	14798	30282	21658	45766
	400			1078	1960	3430	3528	5096	6272	8428	8820	9996	11760	11858	14504	13328	22540	18228	33320	26656	49000
	300			1078	1960	3430	3528	5096	6272	8428	8820	9996	11760	11858	14504	9604	19600	13132	27342	19159	40474
	200			1078	1960	3430	3528	5096	6272	8428	8820	9996	11760	11858	14504	10829	22148	14798	30282	21658	45766
	100			1078	1960	3430	3528	5096	6272	8428	8820	9996	11760	11858	14504	13328	22540	18228	33320	26656	49000
	10			1078	1960	3430	3528	5096	6272	8428	8820	9996	11760	11858	14504	22540	22540	28420	33320	39200	49000

备注: 各规格更低的输出转速按以上最大的Fr值。

Notes: If there is lower output speed, please choose the maximum Fr in above table.

T系列被驱动设备系数 f<sub>1</sub>:T series service factor f<sub>1</sub>:

负荷性质 Load characteristic	每天使用时间 (小时) Operating time/day (hour)		
	≤2	2~10	10~24
均匀负载Uniform	1.00(1.00)	1.00(1.25)	1.25(1.50)
一般冲击Moderate	1.00(1.25)	1.25(1.50)	1.50(1.75)
强烈冲击Heavy	1.25(1.50)	1.50(1.75)	1.75(2.00)

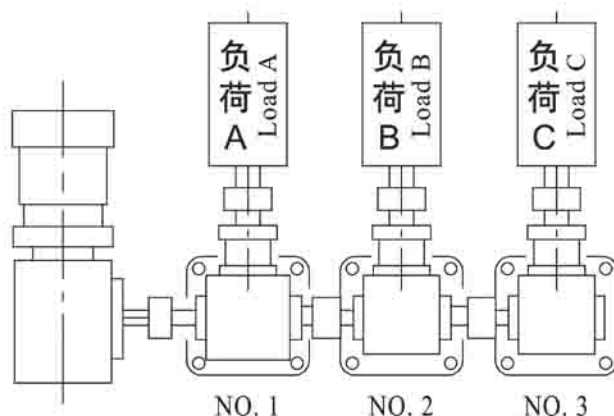
注: 当每小时起动、停止次数在10次以上, 请使用括号内数值。

Note: Please use these data inside the bracket when number of starts and stops / hour is greater than ten times.



T系列举例：

T series selection sample:



3台负载全部为 $196\text{N}\cdot\text{m}$ ，一般冲击，每天连续工作8小时，即使用系数 $f_1=1.25$ ，斜齿轮输入轴转速以 $300\text{r/min}$ ，速比全部为 $1:1$ 。

根据公式：

每台齿轮箱本身所需的负载 $T_2N \geq T_2 \times f_1 = 196 \times 1.25 = 245\text{N}\cdot\text{m}$

※1号齿轮箱 因1号齿轮箱本身的负载为 $245\text{N}\cdot\text{m}$ ，而2号、3号齿轮箱需通过1号齿轮箱体传递扭矩。所以1号齿轮箱应承担的负载为：

$245\text{N}\cdot\text{m} + 245\text{N}\cdot\text{m} + 245\text{N}\cdot\text{m} = 735\text{N}\cdot\text{m}$ ，依据传动能力表，应选T12。

※2号齿轮箱 除本身的负载 $245\text{N}\cdot\text{m}$ ，还需传递3号齿轮箱的扭矩。所以总负载应为

$245\text{N}\cdot\text{m} + 245\text{N}\cdot\text{m} = 490\text{N}\cdot\text{m}$ ，依据传动能力表，应选T10。

※3号齿轮箱 由于仅一个负载C进行运转，即所需负载在 $245\text{N}\cdot\text{m}$ 以上即可，依据传动能力表可选T8。

注意事项：

1. 当速比不为 $1:1$ 时，请确定或告知输入轴：选横轴输入为减速，选纵轴输入为增速，安装方位和尺寸确定了以后，就不能更改两轴的位置。
2. 多台连动输出需校对换向箱的承载能力。

Torque loaded on each gearbox is  $196\text{Nm}$ , uniform shock, duration of operation is 8 hour per day, service factor  $f_1=1.25$ , input speed is  $300\text{rpm}$ , ratio is  $1:1$ .

Calculate according to formula:

Required torque of each gearbox  $T_2N \geq T_2 \times f_1 = 196 \times 1.25 = 245\text{N}\cdot\text{m}$

**No.1 gearbox** No.1 gearbox carry torque  $245\text{Nm}$ , but No.2 and No.3 gearbox need transfer torque through No.1, Consequently No.1 gearbox should carry torque  $735\text{Nm}$  ( $245\text{Nm} + 245\text{Nm} + 245\text{Nm}$ ), select T 12 according to transmission capacity table.

**No.2 gearbox** No.3 gearbox still transfers torque of No.3 gearbox besides torque of  $245\text{Nm}$ , so, the total torque is  $490\text{Nm}$  ( $245\text{Nm} + 245\text{Nm}$ ), select T10 according to transmission capacity table.

**No.3 gearbox** Required torque is more than  $245\text{Nm}$  because of only load C according to transmission capacity table.

Notes:

1. If ratio is not  $1:1$ , if input speed on single-extendable shaft, output speed will be reduced; if input speed on double-extendable shaft, output speed will be reduced. When mounting position and dimension are determined, the position of shafts can not be changed.
2. Several T boxes are linked, please verify the load capacity of these boxes.



T系列传动能力表  
T Series Transmission Capacity Table



i	n1	T2		T4		T6		T7		T8	
	r/min	T2N (N·m)	P1N (kw)	T2N (N·m)	P1N (kw)	T2N (N·m)	P1N (kw)	T2N (N·m)	P1N (kw)	T2N (N·m)	P1N (kw)
1 : 1	1450	11.6	1.79	31.9	4.94	96.0	14.9	142	22.0	294	45.6
	1150	11.7	1.43	34.1	4.19	103	12.7	150	18.4	305	37.5
	870	12.1	1.12	37.2	3.46	113	10.5	164	15.2	312	29.0
	580	12.1	0.747	39.5	2.45	119	7.35	184	11.4	319	19.8
	400	12.3	0.524	40.2	1.72	122	5.20	195	8.34	326	14.0
	300	12.3	0.396	40.5	1.30	123	3.93	198	6.35	331	10.6
	200	12.4	0.226	41.2	0.880	124	2.66	201	4.30	338	7.23
	100	12.7	0.136	41.9	0.448	127	1.36	206	2.20	346	3.70
1.5 : 1	1450					117	12.1	145	15.0	185	19.1
	1150					122	9.96	147	12.0	188	15.4
	870					123	7.66	150	9.30	191	11.8
	580					126	5.23	153	6.32	197	8.14
	400					128	3.66	155	4.41	200	5.70
	300					129	2.77	157	3.35	203	4.34
	200					131	1.87	160	2.28	204	2.91
	100					134	0.957	163	1.16	210	1.49
2 : 1	1450	12.1	0.94	42.8	3.32	102	7.90	137	10.6	180	14.0
	1150	12	0.74	43.4	2.67	104	6.39	139	8.55	183	11.3
	870	12	0.56	43.8	2.04	105	4.88	141	6.56	187	8.70
	580	11.9	0.37	44.4	1.38	108	3.34	144	4.47	191	5.92
	400	12.2	0.26	45.1	0.96	109	2.33	146	3.12	194	4.15
	300	11.9	0.19	45.5	0.73	110	1.76	148	2.37	196	3.14
	200	12.2	0.13	46.1	0.49	111	1.18	149	1.59	198	2.12
	100	11.2	0.06	46.6	0.25	114	0.608	152	0.812	202	1.08
2.5 : 1	1450					96.2	5.97	113	6.99	184	11.4
	1150					97.2	4.78	115	5.64	185	9.11
	870					99.0	3.68	116	4.30	188	7.00
	580					100.0	2.48	118	2.92	192	4.76
	400					100.9	1.73	120	2.05	195	3.34
	300					102.9	1.32	121	1.55	197	2.53
	200					103.9	0.888	123	1.05	200	1.71
	100					104.9	0.448	123	0.528	203	0.867
3 : 1	1450					107.8	0.046	126	0.054	208	0.089
	1450					93.6	4.84	105	5.42	159	8.20
	1150					94.8	3.88	106	4.34	160	6.55
	870					95.9	2.97	108	3.34	163	5.04
	580					97.6	2.02	109	2.25	166	3.42
	400					99.0	1.41	111	1.58	168	2.39
	300					100	1.07	111	1.18	169	1.80
	200					100	0.712	113	0.803	171	1.22
4 : 1	1450					102	0.363	115	0.409	173	0.618
	1450					104	0.037	118	0.042	179	0.064
	1150					80.6	3.12	93.4	3.62	124	4.80
	870					81.5	2.50	94.3	2.90	125	3.83
	580					82.4	1.92	95.9	2.23	127	2.95
	400					84.1	1.30	96.9	1.50	129	2.00
	300					85.1	0.91	98.7	1.05	131	1.40
	200					86.1	0.69	98.3	0.79	131	1.05
5 : 1	1450					86.0	0.46	101	0.54	134	0.71
	1450					87.7	0.23	101	0.27	135	0.36
	1150					89.3	0.02	101	0.03	140	0.04
	870					52.0	1.61	57.4	1.78	68.7	2.13
	580					52.5	1.29	58.0	1.43	69.2	1.70
	400					53.2	0.99	59.0	1.10	70.4	1.31
	300					54.2	0.67	59.6	0.74	71.7	0.89
	200					54.9	0.47	60.7	0.52	72.6	0.62
5 : 1	1450					55.5	0.36	60.4	0.39	72.9	0.47
	1450					55.4	0.24	61.7	0.26	74.1	0.32
	1150					56.5	0.12	62.9	0.13	75.1	0.16
	870					57.6	0.01	64.5	0.01	77.8	0.02
	580										
	400										
	300										
	200										
	100										
	10										

1、横轴转速未达到10r/min时，请使用10r/min的数据。

2、以上有灰色标识的规格定货时须咨询，横轴输入转速超过1450r/min时，向本公司咨询。



T系列传动能力表

T series transmission capacity table

i	n1 r/min	T 10		T 12		T 16		T 20		T 25	
		T2N (N·m)	P1N (kw)	T2N (N·m)	P1N (kw)	T2N (N·m)	P1N (kw)	T2N (N·m)	P1N (kw)	T2N (N·m)	P1N (kw)
1 : 1	1450	421	65.3	619	96.0	1019	163				
	1150	453	55.7	665	81.1	1098	139	1842	234		
	870	479	44.6	726	67.5	1186	114	2009	193	3489	335
	580	493	30.6	802	49.7	1343	85.9	2274	145	3940	252
	400	504	21.5	821	35.1	1499	66.1	2538	112	4410	195
	300	513	16.4	835	26.8	1637	54.1	2744	90.8	4792	159
	200	521	11.1	852	18.2	1784	39.3	3126	69.0	5390	119
	100	535	5.72	875	9.36	1842	20.3	3205	35.3	5439	60.0
	10	561	0.599	919	0.983	1940	2.14	3205	3.53	5713	6.30
1.5 : 1	1450	374	38.7	564	58.3						
	1150	380	31.2	601	49.2						
	870	389	24.1	656	40.7						
	580	396	16.4	699	28.9						
	400	406	11.6	711	20.3						
	300	411	8.78	724	15.5						
	200	417	5.95	736	10.5						
	100	426	3.04	754	5.37						
	10	443	0.316	785	0.56						
2 : 1	1450	305	23.6	516	40.0	921	73.7	1578	126		
	1150	309	19.0	516	31.7	938	59.5	1607	102	3146	199
	870	315	14.6	516	24.0	958	46.0	1646	79.0	3224	155
	580	322	10.0	524	16.3	980	31.3	1695	54.2	3332	107
	400	328	7.02	538	11.5	1000	22.0	1725	38.0	3420	75.4
	300	332	5.33	543	8.71	1009	16.7	1754	29.0	3479	57.5
	200	338	3.61	551	5.89	1029	11.3	1784	19.7	3557	39.2
	100	344	1.84	563	3.01	1058	5.84	1833	10.1	3646	20.1
	10	357	0.191	586	0.313	1098	0.605	1921	1.06	3822	2.11
2.5 : 1	1450	293	18.2	507	31.4						
	1150	298	14.7	514	25.3						
	870	302	11.2	523	19.5						
	580	310	7.68	535	13.3						
	400	315	5.38	545	9.32						
	300	317	4.06	552	7.08						
	200	321	2.75	560	4.79						
	100	326	1.40	568	2.43						
	10	336	0.144	588	0.251						
3 : 1	1450	270	14.0	458	23.6	904	48.2	1529	82.3	2935	158
	1150	275	11.3	464	19.0	920	38.9	1561	66.6	3045	130
	870	279	8.66	469	14.6	940	30.1	1598	51.6	3135	101
	580	285	5.89	480	9.92	960	20.4	1644	35.4	3246	69.9
	400	288	4.11	490	6.98	978	14.4	1672	24.8	3317	49.3
	300	291	3.11	495	5.29	990	10.9	1701	18.9	3372	37.6
	200	294	2.10	501	3.57	1005	7.38	1733	12.9	3449	25.6
	100	300	1.07	510	1.82	1038	3.82	1777	6.60	3537	13.1
	10	308	0.110	527	0.188	1076	0.40	1865	0.69	3713	1.4
4 : 1	1450	241	9.35	434	16.8	850	34.3	1452	58.7	2798	113
	1150	246	7.54	441	13.5	865	27.7	1483	47.5	2892	92.6
	870	249	5.78	448	10.4	884	21.4	1518	36.8	2978	72.2
	580	254	3.93	456	7.07	902	14.6	1562	25.2	3084	49.8
	400	257	2.74	465	4.97	919	10.2	1588	17.7	3151	35.1
	300	259	2.08	470	3.77	930	7.8	1616	13.5	3204	26.8
	200	262	1.40	476	2.54	944	5.3	1646	9.17	3276	18.2
	100	267	0.71	485	1.30	976	2.7	1688	4.70	3360	9.36
	10	275	0.07	501	0.13	1011	0.3	1772	0.49	3527	0.98
5 : 1	1450	136	4.21	296	9.18	814	26.3	1391	44.9	2631	85.0
	1150	138	3.39	301	7.39	828	21.2	1420	36.4	2771	71.0
	870	140	2.60	305	5.68	847	16.4	1454	28.2	2853	55.3
	580	143	1.77	311	3.86	864	11.2	1496	19.3	2954	38.2
	400	144	1.23	318	2.72	881	7.85	1521	13.6	3018	26.9
	300	146	0.93	321	2.06	891	5.96	1548	10.3	3069	20.5
	200	148	0.63	325	1.39	905	4.03	1577	7.03	3138	14.0
	100	150	0.32	331	0.71	935	2.08	1617	3.60	3218	7.17
	10	155	0.03	342	0.07	969	0.22	1697	0.38	3378	0.75

1、If speed is less than 10rpm, please choose 10rpm.

2、Please contact us, when order the model with gray sign or that input speed is more than 1450rpm.

T



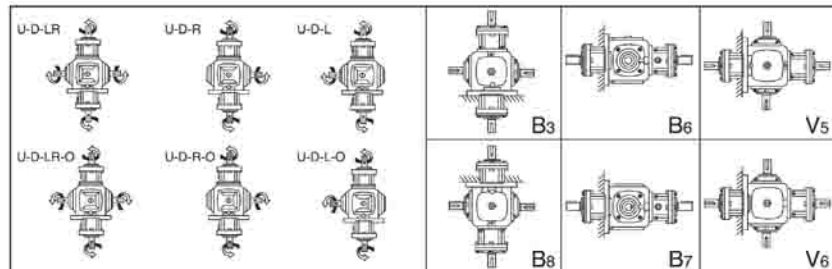
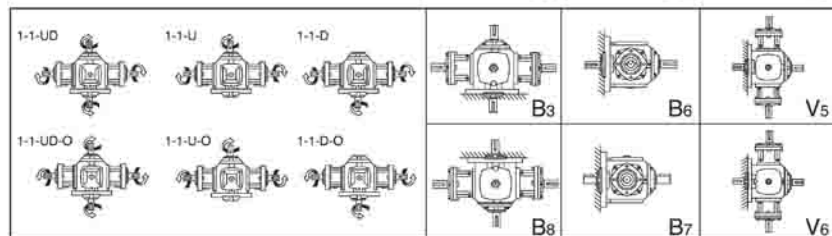
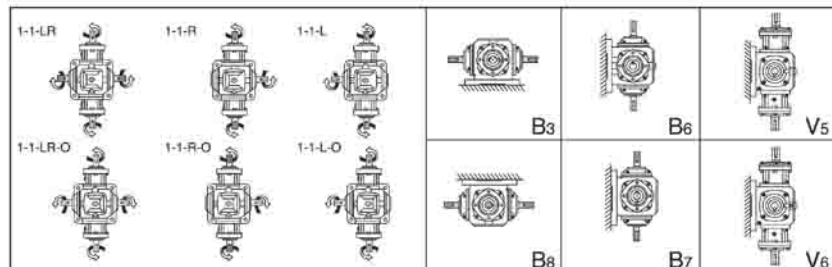
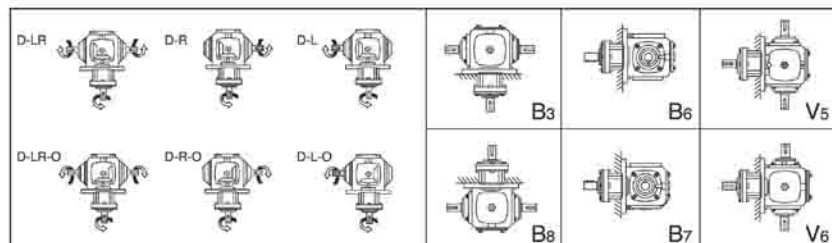
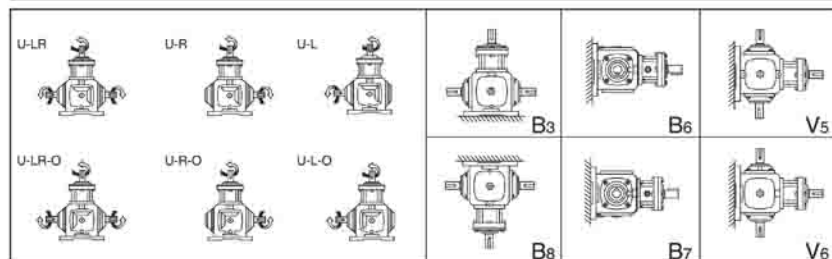
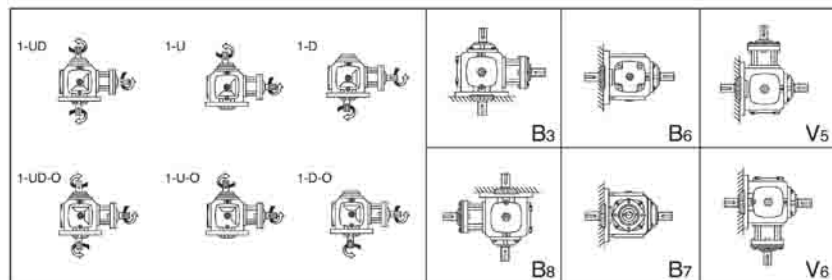
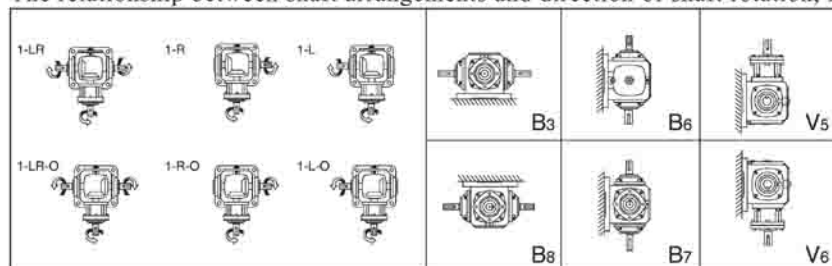


# T系列螺旋锥齿轮转向箱

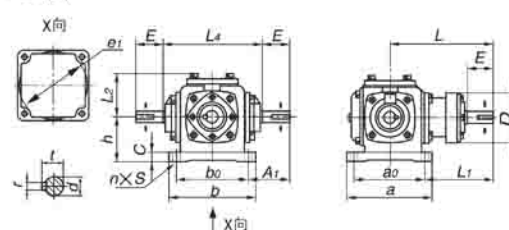
## T Spiral bevel gear units

轴配置及轴旋转方向的关系、安装方位及尺寸图表:

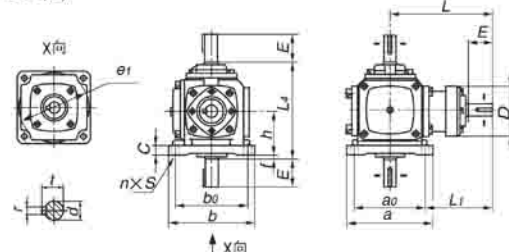
The relationship between shaft arrangements and direction of shaft rotation, Mounting position and dimension sheets: T2-T16



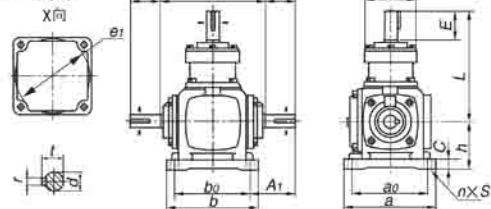
1-LR(O)



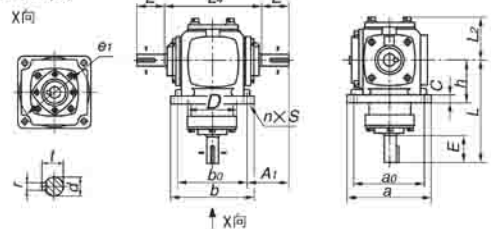
1UD(O)



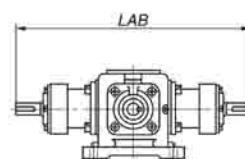
U-LR(O)



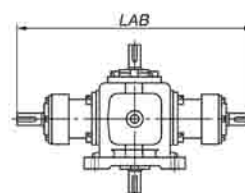
D-LR(O)



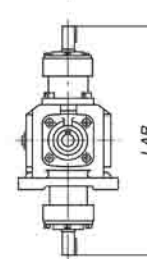
1-1-LR(O)



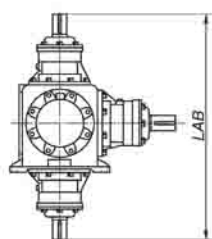
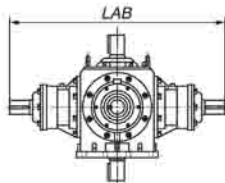
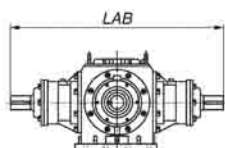
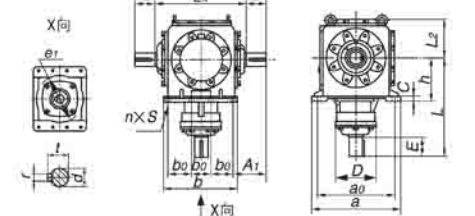
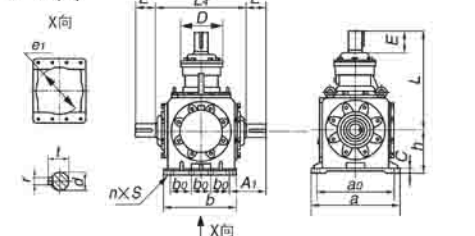
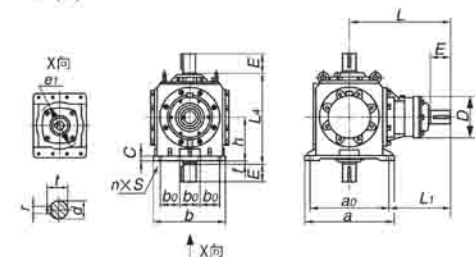
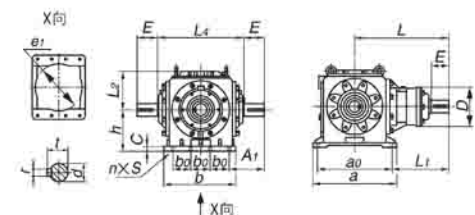
1-1-UD(O)



U-D-LR(O)



## 1-LR(O)



	T2	T4	T6	T7	T8	T10	T12	T16	T20	T25
A1	48	53.5	81	88	110.5	120	130	150	195	235
a	100	155	190	210	235	285	340	390	490	580
a0	84	125	152	174	195	240	290	330	430	520
b	100	155	190	210	235	285	340	390	410	480
b0	84	125	152	174	195	240	290	330	110	130
C	10	17	17	20	23	25	32	40	32	35
D	58	76	115	125	159	155	168	193	220	270
d(h7)	15	19	25	32	40	45	50	60	72	85
E	33	38	50	62	75	90	100	105	105	130
e1(H8)×深	94×3	155×5	190×5	220×5	250×5	305×5	370×5	420×7	360×10	430×10
f	5	2	17	13	18	10	0	10	10	10
h	52	76	90	100	115	140	175	200	245	290
L	124	180	222	265	308	360	415	455	545	660
L1	82	117.5	146	178	210.5	240	270	290	330	400
L2	52	76	87	97	114.5	133	160	186	217	255
L4	114	156	214	226	266	300	350	420	510	600
LAB	248	360	444	530	616	720	830	910	1090	1324
n	4	4	4	4	4	4	4	4	8	8
r	5	6	8	10	12	14	14	18	20	22
s	9	10.5	14	14	14	16	21	25	21	24
t	17	21.5	28	35	43	48.5	53.5	64	76.5	90

Note: When ratio is 4:1 and 5:1, dimension of output shaft is changeless, but that of input is changed as follows:

		T6	T7	T8	T10	T12	T16	T20	T25
4: 1	d (h7)	19	22	28	32	36	50	55	70
	E	38	50	62	62	75	100	105	105
	L	210	253	295	332	390	450	545	637
	L <sub>1</sub>	134	178	212.5	242	270	300	345	400
	L <sub>AB</sub>	420	566	590	664	780	900	1090	1274
	r	6	6	8	10	10	14	16	20
	t	21.5	24.5	31	35	39	53.5	59	74.5
5: 1	d (h7)	19	22	28	32	36	42	50	60
	E	38	50	62	62	75	90	100	105
	L	210	253	295	332	390	440	540	637
	L <sub>1</sub>	134	178	212.5	242	270	300	340	410
	L <sub>AB</sub>	420	566	590	664	780	880	1080	1262
	r	6	6	8	10	10	12	14	18
	t	21.5	24.5	31	35	39	45	53.5	64